

A Practical Approach to Business Intelligence Strategies

Creating Connections and Exploring Possibilities

Zanné van Wyk

University of Newcastle



BI Maturity & Performance Stages

BI Strategy Roadmap

Maturity

Phase 1 – Assess



Phase 2 – Establish




Phase 3 – Define and Plan



Phase 4 – Develop and Implement



Phase 5 – Maintain



PHASE 1 – Assess

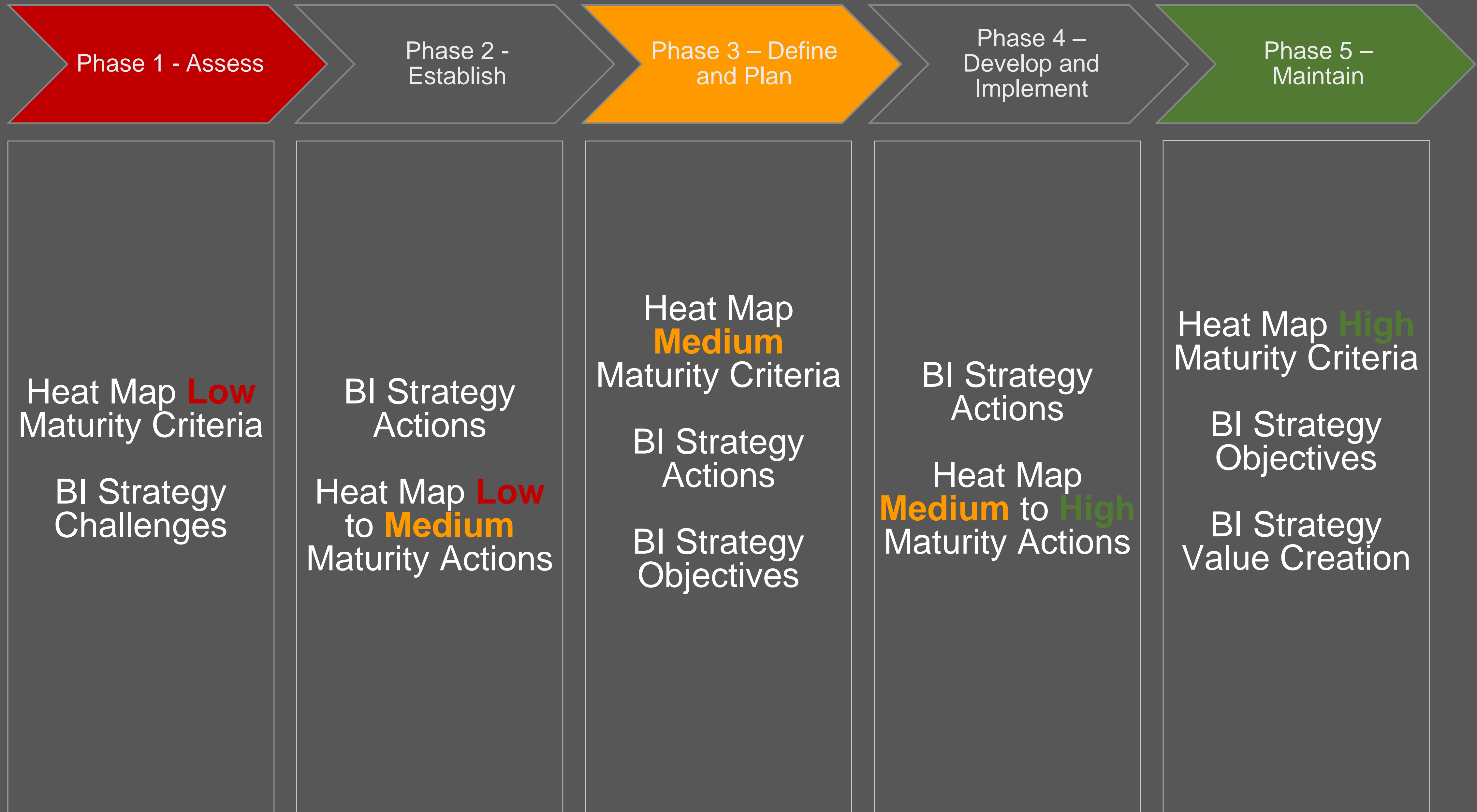
BI Maturity & Performance Stages BI Heat Map		
Executive Information and Analytics	Application Architecture	Aligning Business and KPIs
Standards and Processes	Information Management	Business and Functional Strategy Alignment
External Continuous Improvement	Internal Continuous Improvement	BI Performance Management and Process Reporting
Non-Functional or Disaster Recovery and Integration Management	Required Resources	Governance

- Review & Understand current BI Environment
- Analysis of existing BI Strategy
- Understand Organisational Strategy

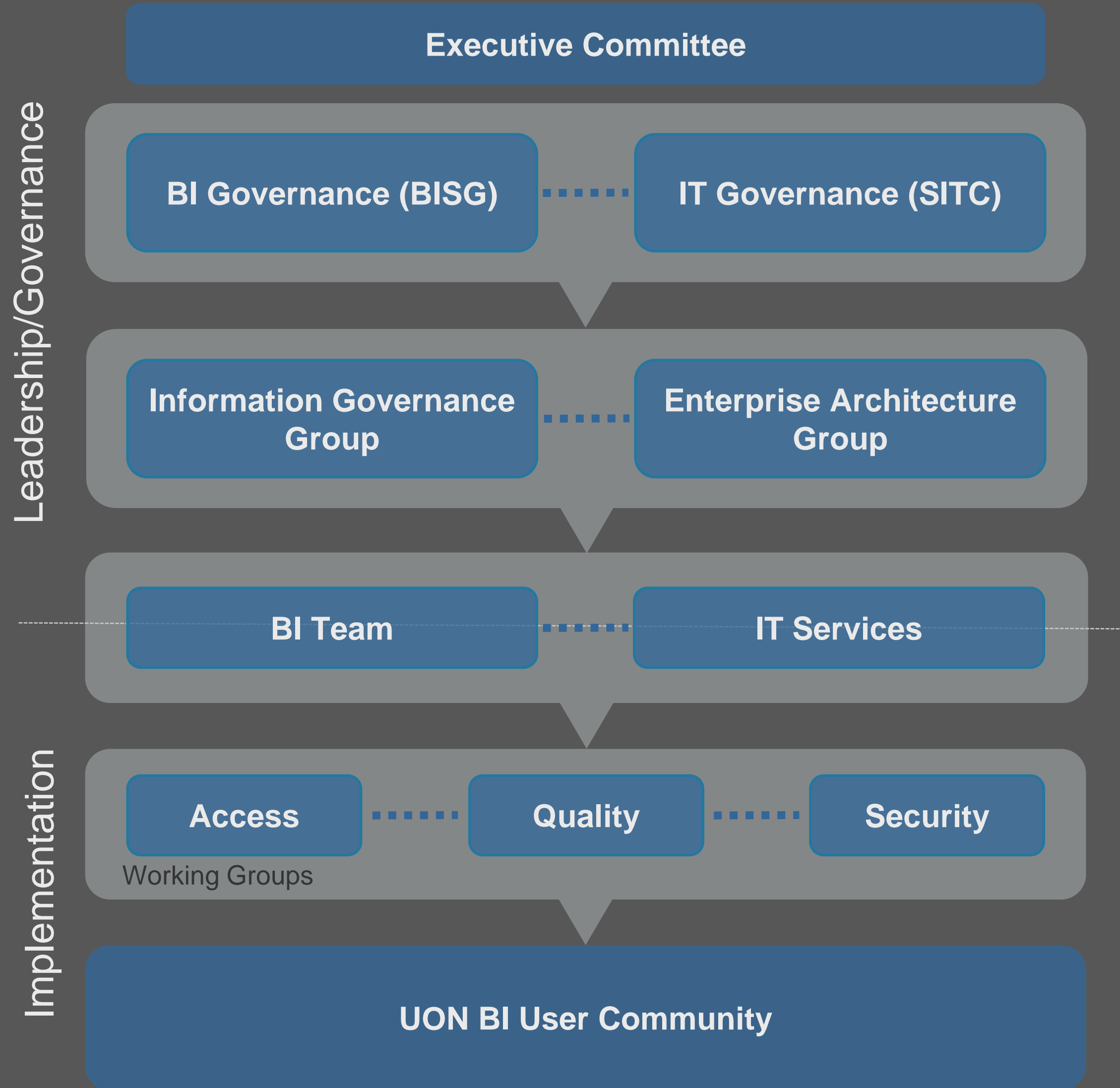
PHASE 1 – BI Strategy

<i>OBJECTIVES</i>	BI Solutions becoming culturally engrained	Make data and analytics a priority	Anticipate scale and adapt to future change	Drive knowledge management	Ensure return on BI investment (ROI)	
<i>CHALLENGES</i>						<ul style="list-style-type: none"> • Data and Information Governance • Barriers in cross unite cooperation • Siloed Reports with limited Analytical Tools
<i>ACTIONS</i>						<ul style="list-style-type: none"> • Establish a BICC • Centralize metrics and definitions • Align with Organisational Strategic Plan
<i>VALUE CREATION</i>						<ul style="list-style-type: none"> • Better decision making at lowest cost • Operationalise the BI Strategy • Data to inform and influence Organisational Strategy

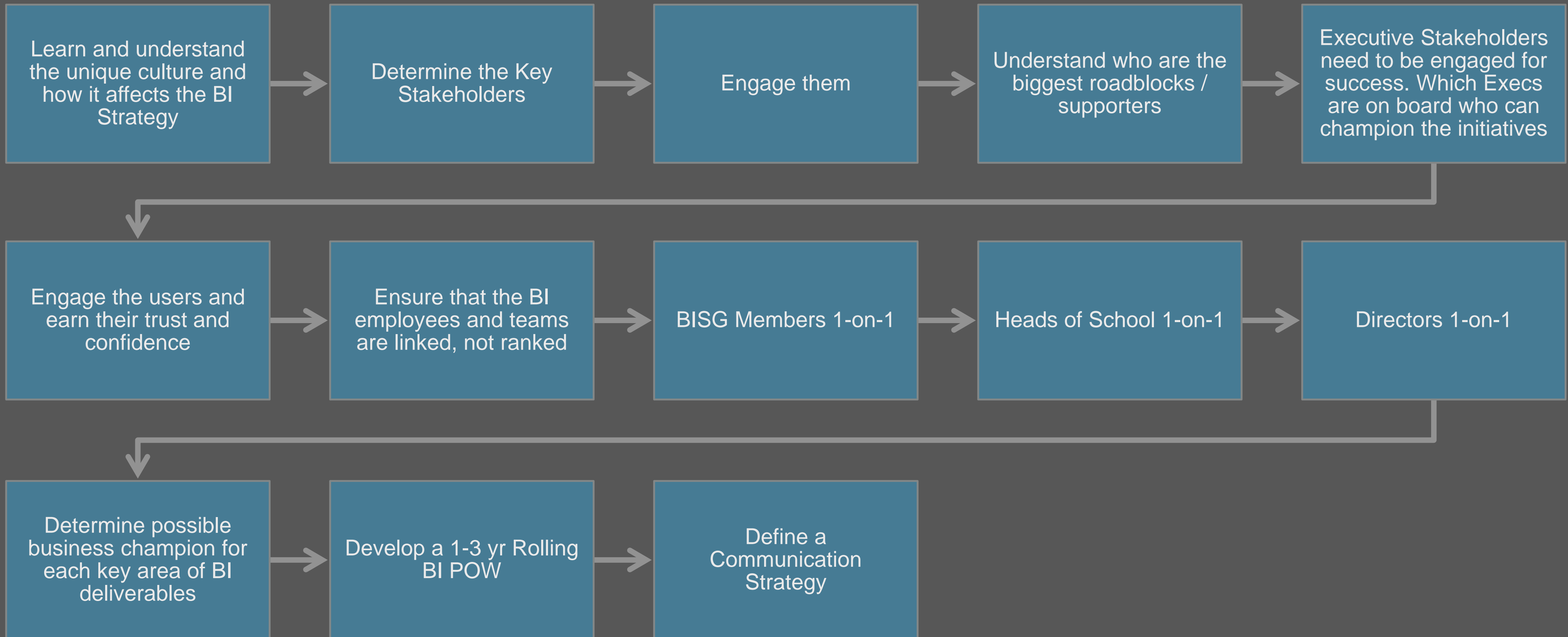
PHASE 1 – Draft Roadmap to implement the BI Strategy



PHASE 2 – Establish BICC



PHASE 2 – BI Internal Engagement



Phase 1 Assess
BI Maturity & Performance Stages
BI Heat Map

Executive Information and Analytics	Application Architecture	Aligning Business and KPIs
Standards and Processes	Information Management	Business and Functional Strategy Alignment
External Continuous Improvement	Internal Continuous Improvement	BI Performance Management and Process Reporting
Non-Functional or Disaster Recovery and Integration Management	Required Resources	Governance

Phase 3 – Define and Plan

Actions to change from Low to Medium Maturity

Actions and Deliverables in Roadmap
BI Maturity & Performance Stages
BI Heat Map

Phase 3 – Define and Plan

Actions to change from Medium to High Maturity

Executive Information and Analytics	Application Architecture	Aligning Business and KPIs
Standards and Processes	Information Management	Business and Functional Strategy Alignment
External Continuous Improvement	Internal Continuous Improvement	BI Performance Management and Process Reporting
Non-Functional or Disaster Recovery and Integration Management	Required Resources	Governance


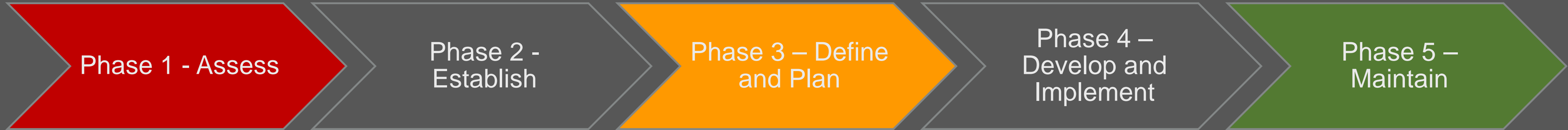
Objectives in Roadmap
BI Maturity & Performance Stages
BI Heat Map

Phase 3 – Define and Plan

High Maturity

Executive Information and Analytics	Application Architecture	Aligning Business and KPIs
Standards and Processes	Information Management	Business and Functional Strategy Alignment
External Continuous Improvement	Internal Continuous Improvement	BI Performance Management and Process Reporting
Non-Functional or Disaster Recovery and Integration Management	Required Resources	Governance

PHASE 3 – Refine and Plan Roadmap to implement the BI Strategy



The Now,

The Near-Term,

The Future

Creating Connections and Exploring Possibilities

"Surround yourself with mentors: people who know more than you do and who can make you better at what you do."

– Journalist and Author Joan Lunden

